
























## SAMPLE PHOTOS

ITEM NUMBER	ITEM TITLE	ITEM DESCRIPTION	ITEM QUANTITY	SAMPLE PHOTOS	SAMPLE PHOTOS	DETAILS
9	STEEL TOOL KIT	TAPARIA DRAWERS TROLLEY TYPE FOR AUTOMOBILE WORKSHOP)	2			TAPARIA DRAWER TROLLEY TYPE TOOL KIT FOR AUTOMOBILE WORKSHOP)
12	TELESCOPE GAUGE	MITUTOYO 8-150MM 6-PIECES	2			TELESCOPIC GAUGE WITH 6 PIECES IN ONE SET IN MM.
13	DIAL TEST INDICATOR PLUNGER TYPE (COMPLETE WITH CLAMPING DEVICES AND STAND )	MITUTOYO PLUNGER TYPE WITH LEAST COUNT 0.01MM COMPLETE WITH MAGNETIC CLAMPING DEVICES AND STAND	4			MITUTOYO PLUNGER TYPE WITH LEAST COUNT 0.01MM COMPLETE WITH MAGNETIC CLAMPING DEVICES AND STAND
14	COMPRESSION TESTING GAUGE	1. PETROL ENGINE COMPRESSION TESTER 2. DIESEL ENGINE COMPRESSION TESTER	2			1. DIESEL ENGINE COMPRESSION TESTER WITH MULTIPLE ADAPTERS FOR TESTING ALL DIESEL ENGINES (LATEST ADAPTERS) 2. PETROL ENGINE COMPRESSION TESTER WITH MULTIPLE ADAPTERS FOR ALL PETROL ENGINES
15	VACUUM GAUGE	FOR PETROL ENGINES 0-760 MM OF HG	2			VACUUM TESTING GAUGE FOR TESTING ENGINE VACUUM OF ALL VEHICLES (LATEST ADAPTERS)
22	CIRCLIP PLIERS	TAPARIA- EXPANDING AND CONTRACTING TYPE	4			CIRCLIP PLIER SHOULD HAVE INTERNAL (INSIDE) AND EXTERNAL (OUTSIDE) TYPE PLIER SET
24	CAR JET WASHER	BOSCH HIGH PRESSURE WASHER	1			BOSCH - CAR JET WASHER WITH PORTABLE WHEELS AND DIFFERENT NOZZLES (LATEST MODEL)
30	BATTERY ANALYZER WITH PRINTER	FOR TESTING AUTOMOBILE BATTERY	1			BOSCH BATTERY TESTER FOR TESTING VEHICLE BATTERY (LATEST MODEL)

31	VEHICLE IGNITION DISTRIBUTOR	VEHICLE IGNITION DISTRIBUTOR-DUAL ADVANCE TYPE, RELUCTANCE TYPE	1			ANY PETROL CAR DISTRIBUTOR
34	Valve spring compressor	ENGINE VALVE SPRING COMPRESSOR REMOVAL TOOL KIT	1			ENGINE CYLINDER HEAD VALVE SPRING COMPRESSOR/REMOVER (COMPLETE SET)
35	TACHOMETER	RPM METER DIGITAL	2			ANY BRAND
36	AC alternator slip ring puller	ALTERNATOR SLIP RING PULLER	1			SLIP RING PULLER FOR REMOVING SMALL VEHICLE ALTERNATOR SLIP RING (BEARING PULLER TYPE/SPECIAL TOOL)
37	Executive Auto Electrical tool kit	JETECH -ELECTRONIC TOOL SET	2			AUTO ELECTRICAL TOOL KIT WITH ELECTRICAL MEASURING AND FIXING CAR ELECTRICAL EQUIPMENT (NOT DRILLING MACHINE )- JETECH
38	Oil filter wrench	OIL FILTER CAP WRENCH CUP SOCKET TOOL SET	1			OIL FILTER WRENCH EITHER ADJUSTABLE OR COMPLETE SET
39	Coil spring compressor	FOR SUSPENSION SPRING COMPRESSOR STRUT SET OF 2	1			VEHICLE SUSPENSION STRUCT COIL SPRING COMPRESSOR TOOL FOR REMOVING SPRING FROM STRUT - ANY BRAND
40	Timing light	BOSCH INDUCTIVE TIMING LIGHT	1			BOSCH VEHICLE TIMING LIGHT

41	Turbo charger, variable Turbo charger	TURBOCHARGER FOR DIESEL ENGINE	1		<u>VARIABLE GEOMETRY TURBOCHARGER-VANE TYPE</u> EITHER CUT SECTION WITH VANES OR COMPONENT OF ANY VEHICLE
42	Demonstration board of 2Wheeler Ignition system.	INSTRUCTION BOARD FOR IGNITION SYSTEM MODEL	1		ANY 2- WHEELER IGNITION SYSTEM WORKING MODEL WITH ELECTRIC MOTOR AND IGNITION COMPONENTS FITTED ON STAND FOR DEMONSTRATION WITH SIMULATOR BOARD
43	Demonstration board of electronic Ignition system 4-wheeler	DEMONSTRATION BOARD OF ELECTRONIC IGNITION SYSTEM	1		ANY 4- WHEELER ELECTRONIC IGNITION SYSTEM WITH ECM WORKING(FUNCTIONING) MODEL FOR DEMONSTRATION FITTED ON VERTICAL BOARD (SAME AS IMAGE )
44	WORKING CONDITION OF PETROL MPFI ENGINE ASSEMBLY WITH FAULT SIMULATOR BOARD	TRAINING MODULE FOR MPFI PETROL ENGINE	1		MPFI PETROL ENGINE REAL AND OPERATING WORKING ENGINE FITTED WITH FAULT SIMULATOR BOARD , BATTERY,ECU , SENSORS AND DTC CONNECTION FOR CONNECTING SCAN TOOL ANY BS-6 VEHICLE (SIMILAR TO IMAGE)
45	2-STROKE PETROL ENGINE ON STAND CUT SECTION MODEL	CUT SECTION WORKING MODEL OF 2-STROKE SINGLE CYLINDER ENGINE ON STAND	1		BAJAJ CHETAK 2- STROKE ENGINE CUT SECTION MODEL ON STAND (SAME AS IMAGE )
47	Engine lifting crane (jib)	2-TON FOLDING HYDRAULIC JIB CRANE	1		ENGINE HYDRAULIC JIB CRANE FOR LIFTING VEHICLE COMPONENTS (SAME AS IMAGE)
48	Oil draining trolley	WASTE OIL DRAIN CYLINDER TYPE	1		VEHICLE WASTE OIL DRAIN TROLLEY WITH TANK AND PORTABLE WHEELS (20-50 Ltr.) (SAME AS IMAGE)
49	STRECHER TROLLEY FOR UNDER CHASSIS WORKING	MECHANIC SERVICE CREEPER	1		MECHANIC CREEPER( SAME AS IMAGE )

50	Engine cranker crank case	12v/24v,upto 500 amps to start engine(JUMP STARTER)	1		12V/24V 500-1000AMPS CAR BATTERY JUMP STARTER FOR BOOSTING DISCHARGED CAR BATTERY (NOCO BOOST PLUS)
51	CUT SECTION WORKING MODEL OF CENTRIFUGAL CLUTCH ASSEMBLY	CUT SECTION WORKING MODEL OF DIAPHRAGM CLUTCH SYSTEM	1		CUT SECTION WORKING MODEL OF CENTRIFUGAL CLUTCH ASSEMBLY OF ANY LATEST 2 WHEELER CENTRIFUGAL CLUTCH AND VARIATOR PULLEY,BELT WITH MOTORIZED OPERATING MECHANISM FOR LOW AND HIGH SPEEDS FIXED ON A STAND (SIMILAR TO IMAGE)
52	Cut section working model of Single plate clutch assembly.	CUT SECTION WORKING MODEL OF DIAPHRAGM CLUTCH SYSTEM	1		CUT SECTION WORKING MODEL OF DIAPHRAGM CLUTCH SYSTEM SINGLE PLATE(DIAPHRAGM TYPE ) PEDAL OPERATED CLUTCH WITH LOW SPEED ELECTRIC MOTOR FITTED OF ANY LATEST VEHICLE FIXED ON A STAND (SIMILAR TO IMAGE)
53	Front axle (Rezappa Joint) with stand for Dismantling and assembly	MARUTHI SUZUKI FRONT LEFT AND FRONT RIGHT DRIVE SHAFT (C.V JOINT ) SET	2		FRONT WHEEL DRIVE VEHICLE - DRIVE SHAFT LEFT SIDE AND RIGHT SIDE OF ANY VEHICLE ALONG WITH STAND
54	TRANSFER CASE WITH STAND FOR DISMANTLING AND ASSEMBLING	TRANSFER CASE 4 X 4 ASSEMBLY SET	1		4X4 - TRANSFER CASE WITH SHIFTING LEVER AND LOW SPEED ELECTRIC MOTOR ATTACHED FOR DEMONSTRATION AND FIXED ON A STAND (SIMILAR TO IMAGE)
55	CUT SECTION WORKING MODEL OF AUTOMATIC TRANSMISSION GEAR BOX	CUT SECTION WORKING MODEL OF AUTOMATIC TRANSMISSION WITH TORQUE CONVERTER AND PLANETARY GEAR SET	1		CUT SECTION WORKING MODEL OF AUTOMATIC TRANSMISSION SYSTEM WITH PLANETARY GEAR SET, TORQUE CONVERTER,MULTIPLATE CLUTCH,CONTROL VALVES AND WITH LOW SPEED ELECTRIC MOTOR ATTACHED FOR DEMONSTRATION FIXED ON STAND (SIMILAR TO IMAGE )
56	Working model of fluid fly wheel	FLUID FLYWHEEL OF TRANSMISSION COMPONENT	1		FLUID FLYWHEEL/TORQUE CONVERTER OF TRANSMISSION COMPONENT COMPLETE SET OF ANY VEHICLE
57	WORKING MODEL OF TORQUE CONVERTER	TORQUE CONVERTER OF TRANSMISSION COMPONENT	1		WORKING MODEL OF TORQUE CONVERTER OF TRANSMISSION WITH ELECTRIC MOTOR FIXED ON STAND(SIMILAR TO IMAGES)

58	STEERING ASSEMBLY- 1. Rack pinion 2.Worm &roller 3.Recirculating ball 4.Electrical Power steering	1. CAR RACK AND PINIONASSEMBLY 2. CAR WORM AND ROLLER ASSEMBLY 3. CAR RECIRCULATING BALL TYPE ASSEMBLY 4. CAR ELECTRIC POWER STEERING ASSEMBLY	1			1. CAR RACK AND PINION ASSEMBLY 2. CAR WORM AND ROLLER ASSEMBLY 3.CAR RECIRCULATING BALL TYPE ASSEMBLY 4.CAR ELECTRIC POWER STEERING ASSEMBLY
59	LPG CONVERSION KIT ALONG WITH TANK FITTED ON A STAND	LPG CONVERSION KIT ALONG WITH TANK FITTED ON A STAND	1			CAR LPG CONVERSION KIT FITTED ON STAND WITH ALL COMPONENTS AND TANK AS IMAGE (SIMILAR TO IMAGE)
60	Car AC unit working model of car A/C unit	Automotive air conditioning and heating simulation	1			CAR AIR CONDITIONER SYSTEM TRAINER WITH ALL A/C COMPONENTS AND ELECTRIC MOTOR DRIVEN A/C COMPRESSOR AND IN RUNNING CONDITION WITH GAUGES FOR FILLING AND RECOVERING OF A/C GAS LATEST MODEL (SIMILAR TO IMAGE )
61	Brake Bleeding Machine	Electric Brake Bleeder Machine	1			LATEST MODEL OF ELECTRIC BRAKE BLEEDING MACHINE WITH ADAPTERS AND ACCESSORIES (SAME AS IMAGE)
62	CRDI service tool kit	Common Rail Diesel Injector Extractor	1			INJECTOR EXTRACTOR FOR REMVOING AND SERVICING OF DIESEL INJECTORS WITH EXTRA LATEST ADAPTERS FOR ALL DIESEL VEHICLES MODELS (SAME AS IMAGE)
63	Exhaust gas Analyzer with printer	Automobile (vehicle) gas analyser set for petrol vehicle	1			PETROL GAS ANALYSER TESTING EQUIPMENT WITH ALL ADAPTERS AND ACCESSORIES FOR TESTING PETROL VEHICLES (LATEST MODEL- ARAI APPROVED)(SIMILAR TO IMAGE)
64	Smokemeter for diesel vehicle with camera and printer	Automobile (vehicle) smoke meter set for diesel vehicle	1			DIESEL SMOKE METER TESTING EQUIPMENT WITH ALL ADAPTERS AND ACCESSORIES FOR TESTING DIESEL VEHICLE (LATEST MODEL - ARAI APPROVED)(SIMILAR TO IMAGE)

65	Functional / experiment model of different types of sensors	Motronic training board simulator with sensors	1			<p>MOTRONICS TRAINING BOARD SIMULATOR WITH ALL LATEST ENGINE SENSORS AND ACTUATORS AND ECM IN WORKING OPERATIONAL CONDITION DISPLAYED ON A BOARD WITH TESTING PORTS OF ALL SENSORS (SAME AS IMAGE)</p>
----	---	--	---	---	---	--



## LIST OF TOOLS AND EQUIPMENT

ITEM NUMBER	ITEM TITLE	ITEM DESCRIPTION	ITEM QUANTITY	UNIT OF MEASURE	CONSIGNEE ID	DELIVERY PERIOD(IN NUMBER OF DAYS)
1	HAMMER BALL PEEN	TAPARIA 0.5 KG WITH HANDLE	21	NO	<a href="mailto:consignee@nstiw">consignee@nstiw</a>	30
2	SCREW DRIVER	TAPARIA 20cm.X 9mm. Blade	21	NO	<a href="mailto:consignee@nstiw">consignee@nstiw</a>	30
3	SCREW DRIVER	TAPARIA 30 cm. X 9 mm. PHILIP	21	NO	<a href="mailto:consignee@nstiw">consignee@nstiw</a>	30
4	SPANNER D.E SET	TAPARIA (6mm to 32mm) 12 PIECES	21	NO	<a href="mailto:consignee@nstiw">consignee@nstiw</a>	30
5	COMBINATION PLIERS	TAPARIA 20 cm	21	NO	<a href="mailto:consignee@nstiw">consignee@nstiw</a>	30
6	RING SPANNER SET	TAPARIA (6mm to 32mm) 12 PIECES	21	NO	<a href="mailto:consignee@nstiw">consignee@nstiw</a>	30
7	FEELER GAUGE	20 BLADES METRIC 100MM BALDE LENGTH	21	NO	<a href="mailto:consignee@nstiw">consignee@nstiw</a>	30
8	ALLEN KEY SET	TAPARIA (2MM-14MM ) 12 PIECES	5	NO	<a href="mailto:consignee@nstiw">consignee@nstiw</a>	30
9	STEEL TOOL KIT	TAPARIA DRAWER TROLLEY TYPE TOOL KIT FOR AUTOMOBILE WORKSHOP)	2	NO	<a href="mailto:consignee@nstiw">consignee@nstiw</a>	30
10	INSIDE MICROMETER	MITUTOYO 25-150MM ROD TYPE(TELESCOPIC TYPE) WITH EXTENSIONS METRIC WITH LEAST COUNT 0.01MM	2	NO	<a href="mailto:consignee@nstiw">consignee@nstiw</a>	30
11	DEPTH MICROMETER	MITUTOYO 0-25MM WITH LEAST COUNT 0.01MM	2	NO	<a href="mailto:consignee@nstiw">consignee@nstiw</a>	30
12	TELESCOPE GAUGE	MITUTOYO 8-150MM 6-PIECES	2	NO	<a href="mailto:consignee@nstiw">consignee@nstiw</a>	30
13	DIAL TEST INDICATOR	MITUTOYO PLUNGER TYPE WITH LEAST COUNT 0.01MM COMPLETE	4	NO	<a href="mailto:consignee@nstiw">consignee@nstiw</a>	30

		WITH MAGNETIC CLAMPING DEVICES AND STAND				
14	COMPRESSION TESTING GAUGE	1.DIESEL ENGINE COMPRESSION TESTER WITH MULTIPLE ADAPTERS FOR TESTING ALL DIESEL ENGINES (LATEST ADAPTERS) 2. PETROL ENGINE COMPRESSION TESTER WITH MULTIPLE ADAPTERS FOR ALL PETROL ENGINES	2	ONE SET EACH	<a href="mailto:consignee@nstiw">consignee@nstiw</a>	30
15	VACUUM GAUGE	FOR PETROL ENGINES 0-760 MM OF HG WITH VACUUM ADAPTERS OF ALL VEHICLES (LATEST ADAPTERS)	2	SET	<a href="mailto:consignee@nstiw">consignee@nstiw</a>	30
16	HAMMER MALLET	TAPARIA WOODEN/RUBBER	2	NO	<a href="mailto:consignee@nstiw">consignee@nstiw</a>	30
17	V-BLOCK	75X38MM PAIR WITH CLAMPS	2	NO	<a href="mailto:consignee@nstiw">consignee@nstiw</a>	30
18	C-CLAMP	TAPARIA 100MM	2	NO	<a href="mailto:consignee@nstiw">consignee@nstiw</a>	30
19	C-CLAMP	TAPARIA 150MM	2	NO	<a href="mailto:consignee@nstiw">consignee@nstiw</a>	30
20	SOCKET SPANNER SET	TAPARIA - UPTO 32MM SET OF 28 PIECES WITH SPEEDHANDLE, T-BAR, RATCHET, UNIVERSAL JOINT AND BOX	2	SET	<a href="mailto:consignee@nstiw">consignee@nstiw</a>	30
21	VICE GRIP PLIERS	TAPARIA- CURVED JAW LOCKING PLIERS	5	NO.	<a href="mailto:consignee@nstiw">consignee@nstiw</a>	30
22	CIRCLIP PLIERS	TAPARIA- EXPANDING(OUTSIDE) AND	4	NO	<a href="mailto:consignee@nstiw">consignee@nstiw</a>	30



		CONTRACTING(INSIDE) TYPE				
23	UNIVERSAL PULLER	FOR REMOVING BEARINGS 3-JAW 300 MM	1	NO	<a href="mailto:consignee@nstiw">consignee@nstiw</a>	30
24	CAR JET WASHER	BOSCH – LATEST HIGH PRESSURE CAR WASHER WITH PORTABLE WHEELS AND DIFFERENT NOZZLES	1	NO	<a href="mailto:consignee@nstiw">consignee@nstiw</a>	30
25	OIL CAN	0.5/0.25 LTR	2	NO	<a href="mailto:consignee@nstiw">consignee@nstiw</a>	30
26	STRAIGHT EDGE	2 FT. AND 4 FT. FOR MEASURING FLATNESS	2	NO	<a href="mailto:consignee@nstiw">consignee@nstiw</a>	30
27	ELECTRIC SOLDERING IRON	230V 60 WATTS 230V 25 WATTS	2	NO	<a href="mailto:consignee@nstiw">consignee@nstiw</a>	30
28	WIRE GAUGE	SWG THICNESS MEASUREMENT (METRIC)	2	NO	<a href="mailto:consignee@nstiw">consignee@nstiw</a>	30
29	DIGITAL MULTIMETER	3 % Digit(min),Diode test mode and continuity mode, accuracy ±0.01% range of 0-500v AC/DC, 0- 10A AC/DC	5	NO	<a href="mailto:consignee@nstiw">consignee@nstiw</a>	30
30	Battery analyzer with printer	BOSCH- (LATEST MODEL) BATTERY TESTER FOR TESTING AUTOMOBILE BATTERY	1	NO	<a href="mailto:consignee@nstiw">consignee@nstiw</a>	30
31	VEHICLE IGNITION Distributor	VEHICLE IGNITION DISTRIBUTOR-DUAL ADVANCE TYPE, RELUCTANCE TYPE- ANY PETROL ENGINE	1	SET	<a href="mailto:consignee@nstiw">consignee@nstiw</a>	30
32	Piston ring compressor	6 INCH PISTON RING COMPRESSOR	1	NO	<a href="mailto:consignee@nstiw">consignee@nstiw</a>	30
33	Piston ring expander	PISTON RING EXPANDER	2	NO	<a href="mailto:consignee@nstiw">consignee@nstiw</a>	30

34	Valve spring compressor	ENGINE VALVE SPRING COMPRESSOR REMOVAL TOOL KIT (COMPLETE SET WITH ADAPTERS)	1	SET	<a href="mailto:consignee@nstiw">consignee@nstiw</a>	30
35	TACHOMETER	RPM METER DIGITAL	1	NO	<a href="mailto:consignee@nstiw">consignee@nstiw</a>	30
36	AC alternator slip ring puller	ALTERNATOR SLIP RING PULLER FOR REMOVING CAR ALTERNATOR SLIP RINGS	1	NO	<a href="mailto:consignee@nstiw">consignee@nstiw</a>	30
37	Executive Auto Electrical tool kit	JETECH -ELECTRONIC TOOL SET FOR MEASURING AND FIXING CAR ELECTRICAL SYSTEM (NOT DRILIING MACHINE)	2	SET	<a href="mailto:consignee@nstiw">consignee@nstiw</a>	30
38	Oil filter wrench	OIL FILTER CAP WRENCH CUP SOCKET TOOL SET OR ADJUSTABLE TYPE	1	SET	<a href="mailto:consignee@nstiw">consignee@nstiw</a>	30
39	Coil spring compressor	FOR SUSPENSION STRUT SPRING COMPRESSOR SET OF 2	1	SET	<a href="mailto:consignee@nstiw">consignee@nstiw</a>	30
40	Timing light	BOSCH-(LATEST MODEL) INDUCTIVE TIMING LIGHT FOR VEHICLE	1	NO	<a href="mailto:consignee@nstiw">consignee@nstiw</a>	30
41	Turbo charger, variable Turbo charger	<b><u>VARIABLE GEOMETRY TURBOCHARGER- VANE TYPE</u></b> EITHER CUT SECTION OR COMPONENT OF ANY VEHICLE	1	NO	<a href="mailto:consignee@nstiw">consignee@nstiw</a>	30
42	Demonstration board of 2Wheeler Ignition system.	ANY 2- WHEELER IGNITION SYSTEM WORKING MODEL WITH ELECTRIC MOTOR AND IGNITION COMPONENTS WITH MAGNETO COIL FITTED ON STAND FOR	1	SET	<a href="mailto:consignee@nstiw">consignee@nstiw</a>	30

		DEMONSTARIION WITH SIMULATOR BOARD				
43	Demonstration board of electronic Ignition system 4-wheeler	ANY 4- WHEELER ELECTRONIC IGNITION SYSTEM WITH ECM AND LATEST IGNITION MODULE WORKING(FUNCTIONING) MODEL FOR DEMONSTRATION FITTED ON VERTICAL BOARD	1	SET	<a href="mailto:consignee@nstiw">consignee@nstiw</a>	30
44	Working Condition of Petrol MPFI Engine Assembly with fault simulation board	MPFI PETROL ENGINE REAL AND OPERATING WORKING ENGINE FITTED WITH FAULT SIMULATOR BOARD , BATTERY,ECU , SENSORS AND DTC CONNECTION FOR CONNECTING SCAN TOOL ANY BS-6 VEHICLE	1	SET	<a href="mailto:consignee@nstiw">consignee@nstiw</a>	30
45	2 stroke Petrol engine on stand Cut section model	BAJAJ CHETAK 2- STROKE ENGINE CUT SECTION MODEL ON STAND	1	SET	<a href="mailto:consignee@nstiw">consignee@nstiw</a>	30
46	Multi scan tool /ECU diagnostics kit	LAUNCH DIAGNOSTIC SCAN TOOL FOR ALL VEHICLES	1	SET	<a href="mailto:consignee@nstiw">consignee@nstiw</a>	30
47	Engine lifting crane (jib)	2-TON FOLDING HYDRAULIC JIB CRANE FOR LIFTING ENGINE, TRANSMISSION AND VEHICLE COMPONENTS	1	NO	<a href="mailto:consignee@nstiw">consignee@nstiw</a>	30
48	Oil draining trolley	VEHICLE WASTE OIL DRAIN TROLLEY WITH TANK AND PORTABLE WHEELS (20-50 Ltr.)	1	NO	<a href="mailto:consignee@nstiw">consignee@nstiw</a>	30
49	Stretcher trolley for under	VEHICLE MECHANIC SERVICE CREEPER	1	NO	<a href="mailto:consignee@nstiw">consignee@nstiw</a>	30

	chassis working					
50	Engine cranks crank case BATTERY BOOSTER	12v/24v, upto 500 amps to start engine CAR BATTERY JUMP STARTER FOR BOOSTING (JUMP STARTER) DISCHARGED CAR BATTERY (NOCO BOOST PLUS)	1	NO	<a href="mailto:consignee@nstiw">consignee@nstiw</a>	30
51	Cut section working model of centrifugal clutch assembly.	CUT SECTION WORKING MODEL OF CENTRIFUGAL CLUTCH ASSEMBLY OF ANY LATEST 2 WHEELER CENTRIFUGAL CLUTCH AND VARIATOR PULLEY, BELT WITH MOTORIZED OPERATING MECHANISM FOR LOW AND HIGH SPEEDS FIXED ON A STAND	1	SET	<a href="mailto:consignee@nstiw">consignee@nstiw</a>	30
52	Cut section working model of Single plate clutch assembly.	CUT SECTION WORKING MODEL OF DIAPHRAGM CLUTCH SYSTEM SINGLE PLATE (DIAPHRAGM TYPE ) PEDAL OPERATED CLUTCH WITH LOW SPEED ELECTRIC MOTOR FITTED OF ANY LATEST VEHICLE FIXED ON A STAND	1	SET	<a href="mailto:consignee@nstiw">consignee@nstiw</a>	30
53	Front axle (Rezeppa Joint) with stand for Dismantling and assembly	FRONT WHEEL DRIVE VEHICLE - DRIVE SHAFT LEFT SIDE AND RIGHT SIDE OF ANY VEHICLE ALONG WITH STAND (C.V JOINT )	2	NO	<a href="mailto:consignee@nstiw">consignee@nstiw</a>	30
54	Transfer case with	4X4 - TRANSFER CASE	1	NO	<a href="mailto:consignee@nstiw">consignee@nstiw</a>	30

	stand for Dismantling and assembly.	WITH SHIFTING LEVER AND LOW SPEED ELECTRIC MOTOR ATTACHED FOR DEMONSTRATION AND FIXED ON A STAND				
55	Cut section working model of automatic transmission Gear box	CUT SECTION WORKING MODEL OF AUTOMATIC TRANSMISSION SYSTEM WITH PLANETORY GEAR SET, TORQUE CONVERTER, MULTIPLATE CLUTCH, CONTROL VALVES AND WITH LOW SPEED ELECTRIC MOTOR ATTACHED FOR DEMONSTRATION FIXED ON STAND	1	SET	<a href="mailto:consignee@nstiw">consignee@nstiw</a>	30
56	Working model of fluid fly wheel	FLUID FLYWHEEL/TORQUE CONVERTER OF TRANSMISSION COMPONENT COMPLETE SET OF ANY VEHICLE	1	NO	<a href="mailto:consignee@nstiw">consignee@nstiw</a>	30
57	Working model of torque converter	WORKING MODEL OF TORQUE CONVERTER OF TRANSMISSION WITH MOTOR FIXED ON STAND	1	NO	<a href="mailto:consignee@nstiw">consignee@nstiw</a>	30
58	Steering assembly - 1. Rack& pinion, 2. Worm& roller 3. Recirculating ball 4. Electrical Power steering	1. CAR RACK AND PINION ASSEMBLY 2. CAR WORM AND ROLLER ASSEMBLY 3. CAR RECIRCULATING BALL TYPE ASSEMBLY 4. CAR ELECTRIC POWER STEERING ASSEMBLY	1	ONE EACH	<a href="mailto:consignee@nstiw">consignee@nstiw</a>	30
59	LPG conversion kit	CAR LPG CONVERSION	1	SET	<a href="mailto:consignee@nstiw">consignee@nstiw</a>	30

	along with tank fitted on a stand	KIT FITTED ON STAND WITH ALL COMPONENTS INCLUDING TANK				
60	Car A.C unit working model of car A/C unit with charging unit with motor	WORKING MODEL OF CAR AIR CONDITIONER SYSTEM TRAINER WITH ALL A/C COMPONENTS AND ELECTRIC MOTOR DRIVEN A/C COMPRESSOR AND IN RUNNING CONDITION WITH GAUGES FOR FILLING AND RECOVERING OF A/C GAS LATEST MODEL	1	SET	<a href="mailto:consignee@nstiw">consignee@nstiw</a>	30
61	Brake Bleeding Machine	LATEST MODEL OF ELECTRIC BRAKE BLEEDING MACHINE WITH ADAPTERS AND ACCESSORIES	1	NO	<a href="mailto:consignee@nstiw">consignee@nstiw</a>	30
62	CRDI service tool kit	COMMON RAIL DIESEL INJECTOR EXTRACTOR FOR REMOVING AND SERVICING OF DIESEL INJECTORS WITH EXTRA LATEST ADAPTERS FOR ALL DIESEL VEHICLES MODELS	1	SET	<a href="mailto:consignee@nstiw">consignee@nstiw</a>	30
63	Exhaust gas Analyzer with Printer	AUTOMOBILE(VEHICLE) GAS ANALYSER SET PETROL GAS ANALYSER TESTING EQUIPMENT WITH ALL ADAPTERS AND ACCESSORIES FOR TESTING PETROL VEHICLES (LATEST MODEL- ARAI APPROVED	1	SET	<a href="mailto:consignee@nstiw">consignee@nstiw</a>	30
64	Smoke meter FOR	AUTOMOBILE(VEHICLE)	1	SET	<a href="mailto:consignee@nstiw">consignee@nstiw</a>	30

	diesel vehicle with camera and printer	DIESEL SMOKE METER TESTING EQUIPMENT WITH ALL ADAPTERS AND ACCESSORIES FOR TESTING DIESEL VEHICLE (LATEST MODEL -ARAI APPROVED				
65	Functional / experiment model of different types of sensors	MOTRONICS TRAINING BOARD SIMULATOR WITH ALL LATEST ENGINE SENSORS AND ACTUATORS AND ECM IN WORKING OPERATIONAL CONDITION DISPLAYED ON A BOARD WITH TESTING PORTS OF ALL SENSORS	1	SET	<a href="mailto:consignee@nstiw">consignee@nstiw</a>	30